

FY 2021 PHYSICAL PLAN

Department : Department of Science and Technology (DOST)
 Agency : Philippine Science High School
 Operating Unit : <not applicable>
 Organization Code : 19 016 0900006


Particulars	UACS CODE	Current Year Accomplishments			Physical Target (Budget Year)					Variance	Remarks
		Actual Jan.1-	Estimate Oct.1-	Total	Total	1st Quarter	2nd Quarter	3rd Quarter	4th Quarter		
1	2	3	4	5 = 3 +4	6 = 7+8+9+10	7	8	9	10	11	12
Part A											
I. Organizational Outcome											
OO : Increased competitiveness of Filipinos in Science and Engineering	3101000000000000										
SCIENCE, TECHNOLOGY, ENGINEERING AND MATHEMATICS (STEM) SECONDARY EDUCATION ON SCHOLARSHIP BASIS PROGRAM											
Outcome Indicators											
1. Percentage of PSHS graduates pursuing STEM courses		89.53%	90%	90%	90%			90%			
2. Percentage of winnings/awards/recognition from the total number of STEM-related international (ASEAN included) competitions participated by the PSHS Scholars			80%	80%	80%				80%		
3. Percentile of PSHS students in Math in the US-based Scholastic Aptitude Test (SAT)			80th percentile	80th percentile	80th percentile				80th percentile		
Output Indicators											
1. Number of scholars supported		534		534	567			567			
2. Cohort survival rate: Percentage of scholars who advance to the succeeding grade level until they complete the 6-year scholarship period		93.33%		93.33%	90%		90%				
3. Percentage of winnings, awards and recognition from total number of national and international competitions participated			80%	80%	80%				80%		
4. Rank of the campuses based on the overall UPCAT scores of the PSHS student-takers		Top 20		Top 20	Top 20		Top 20				

This report was generated using the Unified Reporting System on 17/11/2020 11:
 BED Level: 01 - Agency Submission (NEP) ; Status : SUBMITTED


Department : Department of Science and Technology (DOST)
 Agency : Philippine Science High School
 Operating Unit : <not applicable>
 Organization Code : 19 016 0900006

Particulars	UACS CODE	Current Year Accomplishments			Physical Target (Budget Year)					Variance	Remarks
		Actual Jan. 1-	Estimate Oct. 1-	Total	Total	1st Quarter	2nd Quarter	3rd Quarter	4th Quarter		
1	2	3	4	5 = 3 +4	6 = 7+8+9+10	7	8	9	10	11	12
SCIENCE, TECHNOLOGY, ENGINEERING AND MATHEMATICS (STEM) PROMOTION PROGRAM											
Outcome Indicator											
1. Percentage of municipalities with applicants to the National Competitive Examination (NCE)			50%	50%	30%				30%		
Output Indicators											
1. Number of municipality recipients of promotional activities			26	26	31				31		
2. Percentage of freshmen who were able to get a General Weighted Average (GWA) of 2.5 or better in the second quarter of the school year			90%	90%	90%				90%		


Prepared By / Certified Correct :


 MARIA CECILIA A. GONZAGA
 Supervising Administrative Officer
 Date: 11-23-2020

In coordination with / Certified Correct :


 JANEYTH D. ADAN
 Administrative Officer IV-Budget
 Date: 11-23-2020

Approved By :


 LORVI B. PAGOROGON
 Director III
 Date: 11-24-2020