




**QUARTERLY PHYSICAL REPORT OF OPERATION**  
As of December 31, 2019

Department : 19 - DEPARTMENT OF SCIENCE AND TECHNOLOGY  
 Agency : 016 - PHILIPPINE SCIENCE HIGH SCHOOL  
 Operating Unit : 09 00006 - BICOL REGION CAMPUS  
 Organization Code (UACS) : 19 016 09 00006

✓	Current Year Appropriations
	Supplemental Appropriations
	Continuing Appropriations
	Off-Budget Account

PARTICULARS	UACS CODE	Physical Targets					Physical Accomplishments					Variance as of December 31, 2019	Remarks
		1st Quarter	2nd Quarter	3rd Quarter	4th Quarter	Total	1st Quarter	2nd Quarter	3rd Quarter	4th Quarter	Total		
1	2	3	4	5	6	7=(3+4+5+6)	8	9	10	11	12=(8+9+10+11)	13	14
<b>Part A</b>													
<b>I. Organizational Outcome</b>													
OO: Increased competitiveness of Filipinos in SCIENCE, TECHNOLOGY, ENGINEERING AND MATHEMATICS (STEM) SECONDARY EDUCATION ON SCHOLARSHIP BASIS PROGRAM	3101000000000000												
<b>Outcome Indicators</b>													
1. Percentage of PSHS graduates pursuing STEM courses				90%		90%		86%	98.84%	97.67%	97.67%		74- STEM courses 4 DPWAS; 9 still waiting
2. Percentage of winnings/award/recognition from the total number of STEM-related International (ASEAN included) competitions participated by the PSHS Scholars													84- STEM courses; 2-non-STEM course  2 winnings out of 1 competition - 22nd Singapore National Olympiad in Informatics (Silver and Bronze)
3. Percentile of PSHS students in the Math in the US-based Scholastic Aptitude Test (SAT)					80th percentile	80th percentile				72.4th percentile	72.4th percentile		
<b>Output Indicators</b>													
1. Number of scholars supported				536		536			532	529	529		2- filed for Leave of Absence
2. Cohort survival rate: Percentage of scholars who advance to the succeeding grade level until they complete the 6-year scholarship period				90%		90%			95.56%		95.56%		4 filed of leave of absences (for approved of the BOT) mental health issues

<p>3. Percentage of winnings, awards and recognitions from the total number of national and international competitions participated</p> <p>4. Rank of the campuses based on the overall UPCAT scores of the PSHS student-takers</p> <p><b>SCIENCE, TECHNOLOGY, ENGINEERING AND MATHEMATICS (STEM) PROMOTION PROGRAM</b></p>				90%		90%	189%	100%			145.00%	<p><b>1st Quarter- 17 Winnings out of 1 Competitions participated</b></p> <p>1. UP Achemes National Science Conquest - 4th and 5th Places</p> <p>2. UP Achemes Research Fair - 3rd Runner Up &amp; Finalists</p> <p>3. 6th National Geology Congress - Champion &amp; 1st Runner Up</p> <p>4. 2019 National Geography Challenge - 1st Runner Up -Quiz Bowl, Best Director &amp; best Cinematography)</p> <p>5. 9th Junior Food Quiz Bowl - 2nd Runner Up</p> <p>6. Phil. Biology Olympiad 2019 - Qualifier</p> <p>7. Geology Summit -First Place(2);</p> <p>8 National Schools Press Con- 3rd, 4th, 5th (2) &amp; 6th Places</p> <p>9. Likha 2019:Creating the Filipino Future (1st Place (3); 2nd Place (1)</p> <p><b>2nd Quarter- 2 winnings out of 2 competition</b></p> <p>1. 2019 UP Korea Research Essay Contests for Filipinois (3rd Prize)</p> <p>,National Olympiad in Informatics finals(Silver Medalist 9th Place)</p> <p><b>4th quarter ;3 competitions ;17 events; 19 winnings;</b>1. Regional Secondary Schools' Press Conference;Collaborative Publishing Enlish Team 1st Place; Regional Secondary Schools' Press conference;2nd Place in collaborative Publishing(FILIPINO); Rank 5 in the regional paper contest -ARAB- ADAB</p> <p>3rd Place Pahinang Lathalian, 8th Place Pahinang Balita,9th Place Pag-aanyo at disenyo ng Balita, 2nd place pahinang pampalakasan, 10th place pahinang agham at teknolohiya, Outstanding Campus Journalist, first Place in Radio Broadcasting(Filipino), Best Anchor, Best in News Reporting, Best in Technical Application, Best in Infomercial, Best in Radio Script Writing</p> <p>2. 19th Philippine national Chemistry Olympiad PNCO Bicol 2019 Regional Elimination;Champion,1st Runner-Up,2nd Runner-up; 3.Junior chemistry Congress 2019; 9th Place &amp;4th Place.</p>
---	--	--	--	-----	--	-----	------	------	--	--	---------	---

<b>Outcome Indicators</b> 1. Percentage of municipalities with applicants to the NCE					50%	50%		15%	78.26%		78.26%	4 municipalities with 35 applicants: Legazpi City (1), Caramoan (4), Gigmoto, Catanduanes(22) and Bato, Catanduanes (8)  3rd quarter: Total no. of cities and municipalities- 115 Total no. of cities and municipalities with NCE applicants- 90
					26	26	10	34	48	reschedule 2nd quarter examination due to typhoon Tisoy; new schedule: January 8-10, 2020	92 reschedule 2nd quarter examination due to typhoon Tisoy; new schedule: January 8-10, 2020	1. Research Fair (9 mun/city) 2. Patitinan Outreach (1) 3. NCE Caravan (37 municipalities) 4. NCE Caravan 5th district of Camarines Sur; Sorsogon Province; Nabua National High School (26 municipalities)
<b>Output Indicators</b> 1. Number of municipality recipients of promotional activities  2. Percentage of freshmen who were able to get a General Weighted Average (GWA) of 2.5 or better in the second quarter of the school year												
Prepared by:			In Coordination with:			Approved by:						
 <b>MARIA CECILIA A. GONZAGA</b> Supervising Administrative Officer/Planning Officer			 <b>JANETH D. ADAN</b> Administrative Officer IV/Budget officer			 <b>LORVI B. PAGOROGON, RPAE, MHWQ</b> Agency Head						