

# QUARTERLY PHYSICAL REPORT OF OPERATION As of September 30, 2020


Department : 19 - DEPARTMENT OF SCIENCE AND TECHNOLOGY  
Agency : 016 - PHILIPPINE SCIENCE HIGH SCHOOL  
Operating Unit : 09 00006 - BICOL REGION CAMPUS  
Organization Code (UACS) : 19 016 09 00006

✓	Current Year Appropriations
	Supplemental Appropriations
	Continuing Appropriations
	Off-Budget Account


PARTICULARS	UACS CODE	Physical Targets					Physical Accomplishments					Variance as of September 30, 2018	Remarks
		1st Quarter	2nd Quarter	3rd Quarter	4th Quarter	Total	1st Quarter	2nd Quarter	3rd Quarter	4th Quarter	Total		
1	2	3	4	5	6	7=(3+4+5+6)	8	9	10	11	12=(8+9+10+11)	13	14
<b>Part A</b>													
<b>I. Organizational Outcome</b>													
OO: Increased competitiveness of Filipinos in Science and Engineering 31010000000000													
SCIENCE, TECHNOLOGY, ENGINEERING AND MATHEMATICS (STEM) SECONDARY EDUCATION ON SCHOLARSHIP BASIS PROGRAM													
<b>Outcome Indicators</b>													
1. Percentage of PSHS graduates pursuing STEM courses				90%		90%			89.53%		89.53%		As of September 30, 2020, there are a total number of 77 scholars out of the 86 graduates pursuing STEM courses
2. Percentage of winnings/awards/recognition from the total number of STEM-related International (ASEAN included) competitions participated by the PSHS Scholars					80%	80%							
3. Percentile of PSHS students in the Math in the US-based Scholastic Aptitude Test (SAT)					80th percentile	80th percentile							
<b>Output Indicators</b>													
1. Number of scholars supported					539	539			534		534		As of August 2019, total no. of students= 532 (withdrawal - 3, termination - 2, death - 1, w/ application for withdrawal 1, transfer to other school - 1 total 8,-,1 G9 lateral passer (Sy 2019-2020, 1 G9 lateral passer (sy 2020-2021) total 2. Other slots have not been filled up( 540-8+2 + 534).
2. Cohort survival rate: Percentage of scholars who advance to the succeeding grade level until they complete the 6-year scholarship period				90%		90%		93.33%	93.33%		93.33%		This year's cohort survival rate is 93.33% (84/90). Last s/y 2014-1015, this class started with 90 scholars but after their Grade 8, one student migrated to the United States. At the start of their Grade 10, another student went on leave and eventually withdrew due to psychological issues. This was followed by the termination of scholarship of two students due to substandard/failing grades. Towards the end of Grade 11, one scholar died and almost at the start of the 3rd quarter of grade 12, another student filed for a leave of absence due to psychological problem. Hence, from ninety original number of scholars, the group ended with eighty-four (84) survivors, though the batch totaled eighty-five (85) in all because one student was admitted through lateral entry as incoming Grade 8 then.

PARTICULARS	UACS CODE	Physical Targets					Physical Accomplishments					Variance as of September 30, 2018	Remarks	
		1st Quarter	2nd Quarter	3rd Quarter	4th Quarter	Total	1st Quarter	2nd Quarter	3rd Quarter	4th Quarter	Total			
3. Percentage of winnings, awards and recognitions from the total number of national and international competitions participated					90%	90%	95.83%					95.83%		1st Quarter- 23 Winnings out of 24 events/categories in 8 Competitions participated 1. Metrobank-MTAP Deped Mathematics Challenge 2020 -Rank 1 in all levels;Top Scorer in G10 ( Regional Individual Qualifier) 2.6th Inter-Junior High School Biosciences Quiz Bee-Champion , 3rd runner up 3.UP ALCHEMES Research Fair 2020- Closed Door Defense Qualifiers; Final Round Qualifiers and Runner Up for Applied Science Category 4. GEOQUIZ 2020-First Runner Up;Champion 5.Best paper Competition12th Regional Convention and Scientific Meeting of PSM – Bicol Chapter -Best Paper Presenter (Student Category); Finalists 6.2020 National Invention Contest and Exhibits (NICE)-finalist7. 10th Philippine Geography Olympiad- Champion 8. National Schools Press Conference (NSPC) First Place Radio Broadcasting in Filipino First Place in Technical Application (Radio Broadcasting in Filipino) Seventh Place Script Writing (Radio Broadcasting in Filipino)6th Place;Editorial Writing English-6th Place Collaborative Publishing (English) 6th Place TV Broadcasting (English) 3rd Place Technical Application 4th Place Script writing Outstanding Campus Journalist for Secondary School Category Third Place Infomercial (Radio Broadcasting in Filipino) Sixth Place Reporting (Radio Broadcasting in Filipino) Seventh Place Script Writing (Radio Broadcasting in Filipino)
4. Rank of the campuses based on the overall UPCAT scores of the PSHS student-takers			Top 20			Top 20		Top 20	Top 20		Top 20			
SCIENCE, TECHNOLOGY, ENGINEERING AND MATHEMATICS (STEM) PROMOTION PROGRAM														
Outcome Indicators														
1. Percentage of municipalities with applicants to the NCE					50%	50%								
Output Indicators														
1. Number of municipality recipients of promotional activities					26	26								
2. Percentage of freshmen who were able to get a General Weighted Average (GWA) of 2.5 or better in the second quarter of the school year					90%	90%								


Prepared by:

  
MARIA CECILIA A. GONZAGA  
Supervising Administrative Officer/Planning Officer

In Coordination with:

  
JANETH D. ADAN  
Administrative Officer IV/Budget officer

Approved by:

  
LORVI B. PAGOROGON, RPAE, MHWQ  
Agency Head