
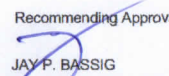



QUARTERLY REPORT OF REVENUE AND OTHER RECEIPTS  
As at the Quarter Ending June 30, 2021

Department : Department of Science and Technology (DOST)  
 Agency : Philippine Science High School  
 Operating Unit : Bicol Region Campus  
 Organization Code (UACS) : 19 016 0900006  
 Fund Cluster : 01 - Regular Agency Fund

| Classification/Sources of Revenue and Other Receipts      | UACS CODE  | REVENUE TARGET (Annual) per BESF | Actual Revenue and Other Receipts Collections |                            |                             |                            | Cumulative Remittance/Deposits to Date |                   |                     | Variance  |              | Remarks   |    |
|---|------------|----------------------------------|---|----------------------------|-----------------------------|----------------------------|--|-------------------|---------------------|-----------|--------------|-----------|----|
|   |            |                                  | 1st Quarter Ending March 31                   | 2nd Quarter Ending June 30 | 3rd Quarter Ending Sept. 30 | 4th Quarter Ending Dec. 31 | Total                                  | Remittance to BTr | Deposited with AGDB | TOTAL     | Amount       |           | %  |
| 1   | 2          | 3                                | 4   | 5                          | 6                           | 7                          | 8=[(6+(-)7)-8+9]                       | 9                 | 10                  | 11=(9+10) | 12=(8-3)     | 13=(12/3) | 14 |
| Regular Agency Fund                                       |            | 547,000.00                       | 15,180.04                                     | 63,462.13                  | 0.00                        | 0.00                       | 78,642.17                              | 78,642.17         | 0.00                | 78,642.17 | (468,357.83) | -86 %     |    |
| Revenue Collections                                       |            | 547,000.00                       | 5,100.00                                      | 3,446.59                   | 0.00                        | 0.00                       | 8,546.59                               | 8,546.59          | 0.00                | 8,546.59  | (538,453.41) | -98 %     |    |
| Cash Receipts   |            | 547,000.00                       | 5,100.00                                      | 3,446.59                   | 0.00                        | 0.00                       | 8,546.59                               | 8,546.59          | 0.00                | 8,546.59  | (538,453.41) | -98 %     |    |
| Non-Tax   |            | 547,000.00                       | 5,100.00                                      | 3,446.59                   | 0.00                        | 0.00                       | 8,546.59                               | 8,546.59          | 0.00                | 8,546.59  | (538,453.41) | -98 %     |    |
| Income Collected from Students                            | 4020201002 | 37,000.00                        | 5,100.00                                      | 850.00                     | 0.00                        | 0.00                       | 5,950.00                               | 5,950.00          | 0.00                | 5,950.00  | (31,050.00)  | -84 %     |    |
| Income from Hostels/Dormitories and other Like facilities | 4020213000 | 480,000.00                       | 0.00  | 0.00                       | 0.00                        | 0.00                       | 0.00                                   | 0.00              | 0.00                | 0.00      | (480,000.00) | -100 %    |    |
| Miscellaneous Income                                      | 4060999000 | 30,000.00                        | 0.00  | 2,596.59                   | 0.00                        | 0.00                       | 2,596.59                               | 2,596.59          | 0.00                | 2,596.59  | (27,403.41)  | -91 %     |    |
| Non-Revenue Collections/Other Receipts                    |            | 0.00                             | 10,080.04                                     | 60,015.54                  | 0.00                        | 0.00                       | 70,095.58                              | 70,095.58         | 0.00                | 70,095.58 | 70,095.58    | 0 %       |    |
| Cash Receipts   |            | 0.00                             | 10,080.04                                     | 60,015.54                  | 0.00                        | 0.00                       | 70,095.58                              | 70,095.58         | 0.00                | 70,095.58 | 70,095.58    | 0 %       |    |
| Others  |            | 0.00                             | 10,080.04                                     | 60,015.54                  | 0.00                        | 0.00                       | 70,095.58                              | 70,095.58         | 0.00                | 70,095.58 | 70,095.58    | 0 %       |    |
| Other Receivables   | 1030599000 | 0.00                             | 10,080.04                                     | 11,962.50                  | 0.00                        | 0.00                       | 22,042.54                              | 22,042.54         | 0.00                | 22,042.54 | 22,042.54    | 0 %       |    |
| Advances for Special Disbursing Officer                   | 1990103000 | 0.00                             | 0.00  | 3,513.04                   | 0.00                        | 0.00                       | 3,513.04                               | 3,513.04          | 0.00                | 3,513.04  | 3,513.04     | 0 %       |    |
| Advances to Officers and Employees                        | 1990104000 | 0.00                             | 0.00  | 44,540.00                  | 0.00                        | 0.00                       | 44,540.00                              | 44,540.00         | 0.00                | 44,540.00 | 44,540.00    | 0 %       |    |
| TOTAL   |            | 547,000.00                       | 15,180.04                                     | 63,462.13                  | 0.00                        | 0.00                       | 78,642.17                              | 78,642.17         | 0.00                | 78,642.17 | (468,357.83) | -86 %     |    |

Certified Correct:  
  
 CLINT D. PLAZO  
 Accountant II  
 Date: 2021-07-05 09:31:04

Recommending Approval:  
  
 JAY P. BASSIG  
 Supervising Administrative Officer  
 Date: 2021-07-05 09:52:02

Approved By:  
  
 LORVI B. PAGUROGON, RPAAE, MHWG  
 Campus Director  
 Date: 2021-07-13 22:52:49