

MONTHLY REPORT OF DISBURSEMENTS
For the month of January, 2020

Department
Agency/Entity
Operating Unit
Organization Code (UACS)
Fund Cluster

19-Department of Science and Technology
016-Philippine Science High School
09-00006 Bicol Region Campus
19-016-09-00006
01


PARTICULARS	CURRENT YEAR BUDGET					PRIOR YEAR'S BUDGET											SUB-TOTAL	TRUST LIABILITIES				GRAND TOTAL					REMARKS
	PS	M	F	CO	TOTAL	PRIOR YEAR'S ACCOUNTS PAYABLE					CURRENT YEAR'S ACCOUNTS PAYABLE					TOTAL		PS	M	CO	TOTAL	PS	M	F	CO	TOTAL	
						PS	M	F	CO	subtotal	PS	M	F	CO	subtotal												
1	2	3	4	5	6	7	8	9	10	11	12	13	14	15	16	17	18	12	13	15	22	23	24	25	26	27	28
CASH DISBURSEMENTS																											
Notice of Cash Allocation (NCA)																											
MDS Checks Issued	1,153,802.25	635,417.39			1,789,219.64	27,973.09	548,223.41			576,196.50	-				-	576,196.50	2,365,416.14	-				1,181,775.34	1,183,640.80	-		2,365,416.14	
Advice to Debit Account	2,395,080.18	2,054,647.94			4,449,728.12	131,026.64	543,886.65		208,025.00	882,938.29					-	882,938.29	5,332,666.41					2,526,106.82	2,598,534.59		208,025.00	5,332,666.41	
Notice of Transfer Allocations (NTA)		245,200.00			245,200.00												245,200.00						245,200.00			245,200.00	
MDS Checks Issued																											
Advice to Debit Account																											
Working Fund for FAPs																											
Cash Disbursement Ceiling (CDC)																											
TOTAL CASH DISBURSEMENTS	3,548,882.43	2,935,265.33	-	-	6,484,147.76	158,999.73	1,092,110.06	-	208,025.00	1,459,134.79	-	-	-	-	-	1,459,134.79	7,943,282.55	-	-	-	-	3,707,882.16	4,027,375.39	-	208,025.00	7,943,282.55	
NON-CASH DISBURSEMENTS																											
Tax Remittance Advices Issued (TRA)	585,043.54	29,351.99			614,395.53	-	64,324.98		11,775.00	76,099.98					-	76,099.98	690,495.51					585,043.54	93,676.97		11,775.00	690,495.51	
Non-Cash Availment Authority (NCAA)																											
Disbursements effected through outright deductions from claims																											
Overpayment of expenses																											
Restitution for loss of government property																											
Liquidated damages and similar claims																											
Others (TEF, BTR Docs Stamp, etc.)																											
TOTAL NON-CASH DISBURSEMENTS	585,043.54	29,351.99	-	-	614,395.53	-	64,324.98	-	11,775.00	76,099.98	-	-	-	-	-	76,099.98	690,495.51	-	-	-	-	585,043.54	93,676.97	-	11,775.00	690,495.51	
GRAND TOTAL	4,133,925.97	2,964,617.32	-	-	7,098,543.29	158,999.73	1,156,435.04	-	219,800.00	1,535,234.77	-	-	-	-	-	1,535,234.77	8,633,778.06	-	-	-	-	4,292,925.70	4,121,052.36	-	219,800.00	8,633,778.06	


SUMMARY:

	Previous Report As at January 2019	This Month January 2019	As of Date January 2019		Previous Report As at January 2019	This Month January 2019	As of Date January 2019
Total Disbursements Authorities Received							
NCA	-	7,849,000.00	7,849,000.00	Total Disbursement Program	-	8125000	8,125,000.00
NTA	-	245,200.00	245,200.00	Less: Actual Disbursements	-	(8,633,778.06)	(8,633,778.06)
Working Fund	-			(Over)/Under spending	-	(508,778.06)	(508,778.06)
TRA	-	690,495.51	690,495.51				
CDC	-						
NCAA	-						
LESS: Notice of Transfer Allocation (NTA) Issued	-						
Total Disbursements Authorities Available	-	8,784,695.51	8,784,695.51				
Less:	-						
Lapsed NCA Disbursements	-	-8,633,778.06	-8,633,778.06				
Less: Other Non-Cash Disbursements	-						
Disbursements effected through outright deductions from claims	-						
Overpayment of expenses	-						
Restitution for loss of government property	-						
Liquidated damages and similar claims	-						
Others (TEF, BTR Docs Stamp, etc.)	-						
Address: Adjustment (cancelled/duplicate checks)	-						
Balance of Disbursements Authorities as at date	-	150,917.45	150,917.45				

Certified Correct:

CLINT D. PLARO
Chief Accountant
Date: February 10, 2020

Recommending Approval by:

MARIA CECILIA A. GONZAGA
Supervising Administrative Officer
Date: February 10, 2020

Approved by:

LORVI B. PAGOROGON
Agency/Entity Head or Authorized Representative
Date: February 10, 2020

MONTHLY REPORT OF DISBURSEMENTS
For the month of February, 2020

Department
Agency/Entity
Operating Unit
Organization Code (UACS)
Fund Cluster

19-Department of Science and Technology
016-Philippine Science High School
09-00006 Bicol Region Campus
19-016-09-00006
01


PARTICULARS	CURRENT YEAR BUDGET					PRIOR YEAR'S BUDGET											SUB-TOTAL	TRUST LIABILITIES				GRAND TOTAL					REMARKS
	PS	M	F	CO	TOTAL	PRIOR YEAR'S ACCOUNTS PAYABLE					CURRENT YEAR'S ACCOUNTS PAYABLE							PS	M	CO	TOTAL	PS	M	F	CO	TOTAL	
						PS	M	F	CO	subtot	PS	M	F	CO	subtot	PS											
1	2	3	4	5	6	7	8	9	10	11	12	13	14	15	16	17	18	12	13	15	22	23	24	25	26	27	28
CASH DISBURSEMENTS																											
Notice of Cash Allocation (NCA)																											
MDS Checks Issued	1,267,670.75	487,749.79			1,755,420.54		281,260.35		1,329,973.79	1,611,234.14	-					1,611,234.14	3,366,654.68	-				1,267,670.75	769,010.14	-	1,329,973.79	3,366,654.68	
Advice to Debit Account	2,742,000.97	1,604,864.30			4,346,865.27	20,000.00	608,966.28			628,966.28						628,966.28	4,975,831.55					2,762,000.97	2,213,830.58	-		4,975,831.55	
Notice of Transfer Allocations (NTA)																											
MDS Checks Issued																											
Advice to Debit Account																											
Working Fund for FAPs																											
Cash Disbursement Ceiling (CDC)																											
TOTAL CASH DISBURSEMENTS	4,009,671.72	2,092,614.09	-		6,102,285.81	20,000.00	890,226.63	-	1,329,973.79	2,240,200.42	-	-	-	-	-	2,240,200.42	8,342,486.23	-	-	-	-	4,029,671.72	2,982,840.72	-	1,329,973.79	8,342,486.23	
NON-CASH DISBURSEMENTS																											
Tax Remittance Advices Issued (TRA)	585,043.54	48,348.53			633,392.07	-			102,517.83	102,517.83						102,517.83	735,909.90					585,043.54	48,348.53	-	102,517.83	735,909.90	
Non-Cash Availment Authority (NCAA)																											
Disbursements effected through outright deductions from claims																											
Overpayment of expenses																											
Restitution for loss of government property																											
Liquidated damages and similar claims																											
Others (TEF, BTR Docs Stamp, etc.)																											
TOTAL NON-CASH DISBURSEMENTS	585,043.54	48,348.53	-		633,392.07	-		-	102,517.83	102,517.83	-	-	-	-	-	102,517.83	735,909.90	-	-	-	-	585,043.54	48,348.53	-	102,517.83	735,909.90	
GRAND TOTAL	4,594,715.26	2,140,962.62	-		6,735,677.88	20,000.00	890,226.63	-	1,432,491.62	2,342,718.25	-	-	-	-	-	2,342,718.25	9,078,396.13	-	-	-	-	4,614,715.26	3,031,189.25	-	1,432,491.62	9,078,396.13	


SUMMARY:

	Previous Report As at January 2020	This Month February 2020	As of Date February 2020		Previous Report As at January 2020	This Month February 2020	As of Date February 2020
Total Disbursements Authorities Received							
NCA	7,849,000.00	9,405,000.00	17,254,000.00		8,125,000.00	9,976,000.00	18,101,000.00
NTA	245,200.00	69,000.00	314,200.00		(8,633,778.06)	-9,078,396.13	(17,712,174.19)
Working Fund	-	-	-		(508,778.06)	897,603.87	388,825.81
TRA	690,495.51	735,909.90	1,426,405.41				
CDC	-	-	-				
NCAA	-	-	-				
LESS: Notice of Transfer Allocation (NTA) Issued	8,784,695.51	10,209,909.90	18,994,605.41				
Total Disbursements Authorities Available	-	-	-				
Less:	-	-	-				
Lapsed NCA	-	-	-				
Disbursements	-8,633,778.06	-9,078,396.13	-17,712,174.19				
Less: Other Non-Cash Disbursements	-	-	-				
Disbursements effected through outright deductions from claims	-	-	-				
Overpayment of expenses	-	-	-				
Restitution for loss of government property	-	-	-				
Liquidated damages and similar claims	-	-	-				
Others (TEF, BTR Docs Stamp, etc.)	-	-	-				
Add: Adjustment (cancelled/duplicate checks)	-	-	-				
Balance of Disbursements Authorities as at date	150,917.45	1,131,513.77	1,282,431.22				

Certified by:

CLINT D. PLAZO
Chief Accountant
Date: March 5, 2020

Recommending Approval by:

MARIA CECILIA A. GONZAGA
Supervising Administrative Officer
Date: March 5, 2020

Approved by:

LORVIB B. FAVOROGON
Agency/Entity Head or Authorized Representative
Date: March 5, 2020

MONTHLY REPORT OF DISBURSEMENTS
For the month of March, 2020

426000

Department 19-Department of Science and Technology
Agency/Entity 016-Philippine Science High School
Operating Unit 09-00006 Bicol Region Campus
Organization Code (UACS) 19-016-09-00006
Fund Cluster 01

PARTICULARS	CURRENT YEAR BUDGET					PRIOR YEAR'S BUDGET											SUB-TOTAL	TRUST LIABILITIES				GRAND TOTAL					REMARKS
	PS	M	F	CO	TOTAL	PRIOR YEAR'S ACCOUNTS PAYABLE					CURRENT YEAR'S ACCOUNTS PAYABLE							PS	M	CO	TOTAL	PS	M	F	CO	TOTAL	
						PS	M	F	CO	subtotal	PS	M	F	CO	subtotal	TOTAL											
1	2	3	4	5	6	7	8	9	10	11	12	13	14	15	16	17	18	12	13	15	22	23	24	25	26	27	28
CASH DISBURSEMENTS																											
Notice of Cash Allocation (NCA)																											
MDS Checks Issued	1,259,397.59	383,603.19			1,643,000.78		744,801.23			744,801.23	-				-	744,801.23	2,387,802.01	-				1,259,397.59	1,128,404.42	-	-	2,387,802.01	
Advice to Debit Account	3,878,959.01	1,311,261.63			5,190,220.64				265,908.57	265,908.57						265,908.57	5,456,129.21					3,878,959.01	1,311,261.63		265,908.57	5,456,129.21	
Notice of Transfer Allocations (NTA)																											
MDS Checks Issued																											
Advice to Debit Account		550,000.00			550,000.00												550,000.00						550,000.00			550,000.00	
Working Fund for FAPs																											
Cash Disbursement Ceiling (CDC)																											
TOTAL CASH DISBURSEMENTS	5,138,356.60	2,244,864.82	-	-	7,383,221.42	-	744,801.23	-	265,908.57	1,010,709.80	-	-	-	-	-	1,010,709.80	8,393,931.22	-	-	-	-	5,138,356.60	2,989,666.05	-	265,908.57	8,393,931.22	
NON-CASH DISBURSEMENTS																											
Tax Remittance Advances Issued (TRA)	608,784.64	24,722.48			633,507.12	-	42,901.89		15,051.43	57,953.32						57,953.32	691,460.44					608,784.64	67,624.37		15,051.43	691,460.44	
Non-Cash Availment Authority (NCAA)																											
Disbursements effected through outright deductions from claims																											
Overpayment of expenses																											
Restitution for loss of government property																											
Liquidated damages and similar claims																											
Others (TEF, BTR Docs Stamp, etc.)																											
TOTAL NON-CASH DISBURSEMENTS	608,784.64	24,722.48	-	-	633,507.12	-	42,901.89	-	15,051.43	57,953.32	-	-	-	-	-	57,953.32	691,460.44	-	-	-	-	608,784.64	67,624.37	-	15,051.43	691,460.44	
GRAND TOTAL	5,747,141.24	2,269,587.30	-	-	8,016,728.54	-	787,703.12	-	280,960.00	1,068,663.12	-	-	-	-	-	1,068,663.12	9,085,391.66	-	-	-	-	5,747,141.24	3,057,290.42	-	280,960.00	9,085,391.66	

SUMMARY:

	Previous Report As at February 2020	This Month March 2020	As of Date March 2020
Total Disbursements Authorities Received			
NCA	17,254,000.00	6,636,000.00	23,890,000.00
NTA	314,200.00	481,000.00	795,200.00
Working Fund			
TRA	1,426,405.41	691,460.44	2,117,865.85
CDC	-	-	-
NCAA	-	-	-
LESS: Notice of Transfer Allocation (NTA) Issued	18,994,605.41	7,808,460.44	26,803,065.85
Total Disbursements Authorities Available	-	-	-
Less:	-	-	-
Lapsed NCA	-	-5,500.00	-5,500.00
Disbursements	-17,712,174.19	-9,085,391.66	-26,797,565.85
Less: Other Non-Cash Disbursements	-	-	-
Disbursements effected through outright deductions from claims	-	-	-
Overpayment of expenses	-	-	-
Restitution for loss of government property	-	-	-
Liquidated damages and similar claims	-	-	-
Others (TEF, BTR Docs Stamp, etc.)	-	-	-
Adjustment (cancelled/stale checks)	-	-	-
Balance of Disbursements Authorities as at date	<u>1,282,431.22</u>	<u>-1,282,431.22</u>	<u>0.00</u>

	Previous Report As at February 2020	This Month March 2020	As of Date March 2020
Total Disbursement Program	18,101,000.00	8,968,000.00	25,069,000.00
Less: Actual Disbursements	(17,712,174.19)	-8,085,391.66	(26,797,565.85)
(Over)/Under spending	<u>388,825.81</u>	<u>-2,117,391.66</u>	<u>(1,728,565.85)</u>

Certified Correct:

CLINT D. PLAZO
Chief Accountant
Date: April 1, 2020

Recommending Approval by:

MARIA CECILIA A. GONZAGA
Supervising Administrative Officer
Date: April 1, 2020

Approved by:

LORVIL B. FAGOROGON
Agency/Entity Head or Authorized Representative
Date: April 1, 2020

Note:
The 5,500 lapsed NCA is not actually a one. It pertains to the amount which was erroneously credited by the PSHS-BRC Cashier as cash advance that resulted to double disbursement without Obligation Request Status (ORS). The said amount was immediately refunded per official receipt no. 2748212 dated March 9, 2020 and deposited to the account of the Bureau of the Treasury.