



✓	<b>Current Year Appropriations</b>
	Supplemental Appropriations
	<b>Continuing Appropriations</b>
	Off-Budget Account


PARTICULARS	UACS CODE	Physical Targets					Physical Accomplishments					Variance as of March 31, 2018	Remarks
		1st Quarter	2nd Quarter	3rd Quarter	4th Quarter	Total	1st Quarter	2nd Quarter	3rd Quarter	4th Quarter	Total		
1	2	3	4	5	6	7=(3+4+5+6)	8	9	10	11	12=(8+9+10+11)	13	14
<b>Part A</b>													
<b>I. Organizational Outcome</b>													
OO: Increased competitiveness of Filipinos in Science and Engineering	31010000000000												
<b>SCIENCE, TECHNOLOGY, ENGINEERING AND MATHEMATICS (STEM) SECONDARY EDUCATION ON SCHOLARSHIP BASIS PROGRAM</b>													
<b>Outcome Indicators</b>													
1. Percentage of PSHS graduates pursuing STEM courses				90%		90%							
2. Percentage of winnings/awards/recognition from the total number of STEM-related International (ASEAN included) competitions participated by the PSHS Scholars					80%	80%	150%						1. IPITEX 2018 - Gold and 2018 China Association of Productivity Promotion Centers Awardee
3. Percentile of PSHS students in the Math in the US-based Scholastic Aptitude Test (SAT)					60th percentile	60th percentile							2. National Olympiad Informatics Singapore- Silver
<b>Output Indicators</b>													
1. Cohort survival rate: Percentage of scholars who advance to the succeeding grade level until they complete the 6-year scholarship period			90%			90%							
2. Percentage of winnings, awards and recognitions from the total number of national and international competitions participated					90%	90%	260%						1. National Geography Challenge- Champion, 2nd and 3rd Place; 2. UP Alchemes 2018- Champion; 3. Natl Geology Congress - Champion and 1st Runner Up; 4. Big Bang Astronomy Quiz- Champion and Top Scorer; 5. UP Grains Natl Science Quiz- 3rd Place; 6. Project BT 2018- 1st Place; 7. Natl School Press Conference 2018-10 major awards; 8. Natl Olympiad in Informatics Phils.-Bronze and Finalists; 9. Genetics Camp 2018- Champio, 2nd Place, 1st Runner Up & 3rd Runner Up.
3. Rank of the campuses based on the overall UPCAT scores of the PSHS student-takers			Top 20			Top 20							
<b>SCIENCE, TECHNOLOGY, ENGINEERING AND MATHEMATICS (STEM) PROMOTION PROGRAM</b>													
<b>Outcome Indicators</b>													
1. Percentage of municipalities with applicants to the NCE					50%	50%							
<b>Output Indicators</b>													
1. Number of municipality recipients of promotional activities					10	10							
2. Percentage of freshmen who were able to get a General Weighted Average (GWA) of 2.5 or better in the second quarter of the school year					90%	90%							

Prepared by: 

**MARIA CECILIA A. GONZAGA**  
Supervising Administrative Officer  
06-Apr-18

In Coordination with: 

**JANETH D. ADAN**  
Administrative Officer IV / Budget  
06-Apr-18

Approved by: 

**ELSIE G. FERRER**  
Agency Head  
10-Apr-18