

QUARTERLY PHYSICAL REPORT OF OPERATION
As of June 30, 2020

BAR 1


Department : 19 - DEPARTMENT OF SCIENCE AND TECHNOLOGY
Agency : 016 - PHILIPPINE SCIENCE HIGH SCHOOL
Operating Unit : 09 00006 - BICOL REGION CAMPUS
Organization Code (UACS) : 19 016 09 00006

✓	Current Year Appropriations
	Supplemental Appropriations
	Continuing Appropriations
	Off-Budget Account

PARTICULARS	UACS CODE	Physical Targets					Physical Accomplishments					Variance as of June 30, 2020	Remarks
		1st Quarter	2nd Quarter	3rd Quarter	4th Quarter	Total	1st Quarter	2nd Quarter	3rd Quarter	4th Quarter	Total		
1	2	3	4	5	6	7=(3+4+5+6)	8	9	10	11	12=(8+9+10+11)	13	14
Part A													
I. Organizational Outcome													
OO: Increased competitiveness of Filipinos in Science and Engineering SCIENCE, TECHNOLOGY, ENGINEERING AND MATHEMATICS (STEM) SECONDARY EDUCATION ON SCHOLARSHIP BASIS PROGRAM	3101000000000000												
Outcome Indicators													
1. Percentage of PSHS graduates pursuing STEM courses				90%		90%							No available data yet since some students have not yet confirmed on what courses to take while others still have pending applications in colleges and universities that have not been acted upon
2. Percentage of winnings/awards/recognition from the total number of STEM-related international (ASEAN included) competitions participated by the PSHS Scholars					80%	80%							
3. Percentile of PSHS students in the Math in the US-based Scholastic Aptitude Test (SAT)					80th percentile	80th percentile							
Output Indicators													
1. Number of scholars supported				539		539							
2. Cohort survival rate: Percentage of scholars who advance to the succeeding grade level until they complete the 6-year scholarship period				90%		90%		93.33%					This year's cohort survival rate is 93.33% (84/86). Last s/y 2014-2015, this class started with 90 scholars but after their Grade 8, one student migrated to the United States. At the start of their Grade 10, another student went on leave and eventually withdrew due to psychological issues. This was followed by the termination of scholarship of two students due to substandard/failing grades. Towards the end of Grade 11, one scholar died and almost at the start of the 3rd quarter of grade 12, another student filed for a leave of absence due to psychological problem. Hence, from ninety original number of scholars, the group ended with eighty-four (84) survivors, though the batch totaled eighty-five (85) in all because one student was admitted through lateral entry as incoming Grade 8 then.


PARTICULARS	UACS CODE	Physical Targets					Physical Accomplishments					Variance as of June 30, 2020	Remarks
		1st Quarter	2nd Quarter	3rd Quarter	4th Quarter	Total	1st Quarter	2nd Quarter	3rd Quarter	4th Quarter	Total		
1	2	3	4	5	6	7=(3+4+5+6)	8	9	10	11	12=(8+9+10+11)	13	14
<p>3. Percentage of winnings, awards and recognitions from the total number of national and international competitions participated</p> <p>90%</p> <p>90%</p> <p>95.83%</p>													<p>1st Quarter- 23 Winnings out of 24 events/categories in 8 Competitions participated</p> <p>1. Metrobank-MTAP Deped Mathematics Challenge 2020 - Rank 1 in all levels; Top Scorer in G10 (Regional Individual Qualifier) 2.6th Inter-Junior High School Biosciences Quiz Bee-Champion , 3rd runner up 3.UP ALCHEMES Research Fair 2020- Closed Door Defense Qualifiers; Final Round Qualifiers and Runner Up for Applied Science Category 4. GEOQUIZ 2020-First Runner Up; Champion 5. Best paper Competition 12th Regional Convention and Scientific Meeting of PSM – Bicol Chapter -Best Paper Presenter (Student Category); Finalists 6.2020 National Invention Contest and Exhibits (NICE)-finalist 7.10th Philippine Geography Olympiad- Champion 8. National Schools Press Conference (NSPC) First Place Radio Broadcasting in Filipino</p>
<p>4. Rank of the campuses based on the overall UPCAT scores of the PSHS student-takers</p> <p>Top 20</p> <p>Top 20</p> <p>100% passing rate</p>													<p>85 students; waiting for the ranking</p>
<p>SCIENCE, TECHNOLOGY, ENGINEERING AND MATHEMATICS (STEM) PROMOTION PROGRAM</p> <p>Outcome Indicators</p> <p>1. Percentage of municipalities with applicants to the NCE</p> <p>50%</p> <p>50%</p>													
<p>Output Indicators</p> <p>1. Number of municipality recipients of promotional activities</p> <p>26</p> <p>26</p> <p>2. Percentage of freshmen who were able to get a General Weighted Average (GWA) of 2.5 or better in the second quarter of the school year</p> <p>90%</p> <p>90%</p>													

Prepared by:




MARIA CECILIA A. GONZAGA
Supervising Administrative Officer/Planning Officer

In Coordination with:



JANETH D. ADAN
Administrative Officer IV/Budget officer

Approved by:



LORVI B. PAGOROGAN, RPAE, MHWG
Agency Head